



Chapple Municipal Newsletter

November - December 2024



OFFICE: 487-2354

E-MAIL: cao@chapple.on.ca



FAX: 487-2406

WEBSITE: www.chapple.on.ca

Reeve: James Gibson; Councillors: Rick Neilson, Trish Neilson, Philip Schram & Ken Wilson

A Sea Can has been placed at the Shenston Landfill for residents to re-purpose items. Please "give" or "take" items that you feel could be re-purposed. **PLEASE NO CLOTHING!!**

Winter is Here....

Sign your SNOWPLOWING Agreement.

2024/2025 rates are \$35.00/plow.

Snowplowing services will NOT be provided *without* a signed agreement

**must have a new agreement every year and past due accounts must be paid in full.*

The **User Fee By-law** will be reviewed at the

December 18, 2024 Council Meeting at

10:00 a.m. at 54 Barwick Road.

This Meeting is OPEN to the Public.

Building without a permit is a \$200 fine.

Contact the Municipal Office at 487-2354 for the proper permits before you start any projects at your business or residence.

Council Meetings

Council meetings are held the second Tuesday of every month (otherwise posted) at the Council Chambers located at 54 Barwick Road.

Meetings are open to the public and all are welcome to attend. Agendas can be reviewed at

<https://chapple.civicweb.net/Portal/>

Would you like to share your thoughts, ideas, and views with your Council? All Delegations are required to provide a written submission prior to the agenda deadline. All written or electronic submissions and background information for consideration by Council must be submitted to the CAO/Clerk Treasurer by 12:00 noon on the Thursday preceding the meeting. Click here for a [Delegation Form](#)



From our home to yours, we wish you a very Merry Christmas a Happy Holiday Season!



Home Audio-Video Systems




Desktop Computers



Cellular Devices & Pagers



Display Devices, Monitors & Televisions



Home Theatre In-a-Box (HTB) Systems



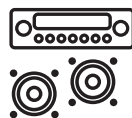
Floor-Standing Photocopiers / Multi-Function Devices



Telephone & Telephone Answering Machines



Personal/Portable Audio/Video Systems



Vehicle Auto/Video Systems (aftermarket)



Computer Peripheral

RECYCLE YOUR USED & UNWANTED ELECTRONICS BIN located at Shenston Landfill



Desktop Printers/Multi-Function Devices



Portable Computers

OFFICE WILL BE CLOSED

* CIVIC HOLIDAY *

Christmas Hours:

Monday 23 Dec -8:30AM-4PM

Tuesday 24 Dec -8:30AM-12:00PM

Wednesday 25Dec - closed

Thursday 26 Dec - closed

Friday 27 Dec - closed

Monday 30 Dec - closed

Tuesday 31 Dec - closed

Wednesday 1 Jan - closed

Thursday 2 Jan -8:30AM-4PM

Friday 3 Jan -8:30AM-4PM

*NO VILLAGE GARBAGE PICK-UP ON

TUESDAY, DECEMBER 31, 2024.

SHENSTON LANDFILL WILL BE CLOSED:

Christmas Hours:

Closed: Wed. Dec. 25 & Thurs. Dec. 26, 2024

Open: Fri. Dec. 27, from 9:00 a.m. to 4:00 p.m. & Sat. Dec. 28, from 9:00 a.m. to 1:00 p.m.

Closed: Wed. Jan. 1, 2025


Resume regular hours on Thurs. Jan. 2, 2025: 9:00 a.m. to 4:00 p.m.

RICHARDSON LANDFILL WILL BE OPEN REGULAR HOURS:

Friday & Saturday: 1:30 p.m. to 4:00 p.m.

Fitness Centre Memberships are available at the Municipal Office

- * Single/week \$30.00 plus \$20 fob
- * Single/Month.: \$40 plus \$20/fob
- * Single/6 Month: \$60 plus \$20/fob
- * Single/year: \$100 plus \$20/fob
- * Family: \$150/year plus \$20/fob
- * \$20 per fob for new and \$25/fob for each replacement fob
- * Fobs are needed to access the gym and you must be a member to enter gym.



BURN PERMITS

Are to be purchased online

<https://chapple.burnpermits.com> Permits are needed from January 1st to December 31st ALL permits expire on December 31, 2024, except: Agricultural/Industrial Burn Plans

Do you have a **passion for sports, recreation, & local events?** Are you interested in **preserving our local history?** Looking to **get involved?**

The Township of Chapple is looking for community-minded volunteers to sit on the Recreation or Heritage Committees for the 2025 calendar year. Expressions of interest for the Chapple Recreation Committee or the Chapple Heritage Committee can be emailed to cao@chapple.on.ca PRIOR TO DECEMBER 12, 2024.



Check Out Chapple's new Facebook page
[Township of Chapple | Facebook](#)

2025 Livestock Valuers:

Katie Hay 807-275-6273 or

Melissa Teeple 807-275-9922

Farmers do not move the animal, please cover the deceased animal up until a Livestock Valuer can arrive.

Outdoor skating

The outdoor rink will soon be ready to be flooded.
Get active this winter!



Know the dangers of ice

Many factors affect ice thickness including type of water, location, the time of year and other environmental factors.

Minimum ice thickness should be:

- 15 cm for walking or skating alone
- 20 cm for skating parties or games
- 25 cm for snowmobiles.

Thickness is only one consideration while enjoying activities on ice, and the minimum thicknesses are guidelines only. [Ice Safety - Canadian Red Cross](#)

Winter Storms kill more Canadians than tornadoes, thunderstorms, lightning, floods, and hurricanes

Hazard Information * Heavy snowfall and ice can make the roads treacherous and interrupt the power supply. * Check local weather and forecasts online. * Interactive maps, road conditions and driving information is available through Traveller Information Services. * Check with your local school board for information on cancelled classes and buses. * Check with your local municipality for information on snow removal services and special rules in place during a snow emergency.

Safety Tips

•Avoid unnecessary travel

- Wear layers of lightweight clothing, mittens and a hat (preferably one that covers your ears)
- Wear waterproof, insulated boots to keep your feet warm and dry and to keep from slipping on ice and snow

•Bring pets inside and move livestock to sheltered areas with non-frozen drinking water

•Regularly check for frostbite — numbness or white areas on your face and body (ears, nose, cheeks, hands, and feet in particular)

•Avoid overexertion when shoveling snow by taking frequent breaks

Prepare Now Take the following steps so you and your family are prepared in the event of an emergency Winterize your home to retain heat: insulate walls and attics; caulk or weather-strip doors and windows; install storm windows or cover windows with plastic; Get heating equipment and chimneys cleaned and inspected once a year; Add extra blankets and warm clothes to your emergency survival kit;



Office of the Fire Marshal and Emergency Management The Office of the Fire Marshal and Emergency Management works to keep people safe and secure by coordinating with other organizations to prepare for emergencies and respond to them, when they happen.

This document is available in alternate format upon request.